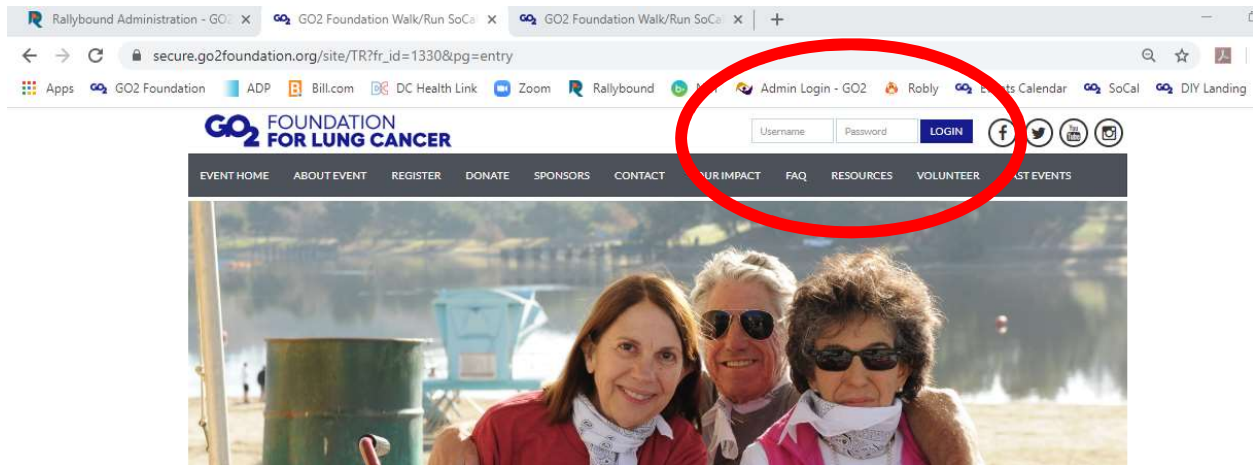



Starting a Facebook Fundraiser For your GO2 Foundation Event

Step 1: Login to Facebook

Step 2: Open a new internet window, go to the GO2 Foundation event website and login to your Fundraising Headquarters by entering your username and password at the top of the event home page:

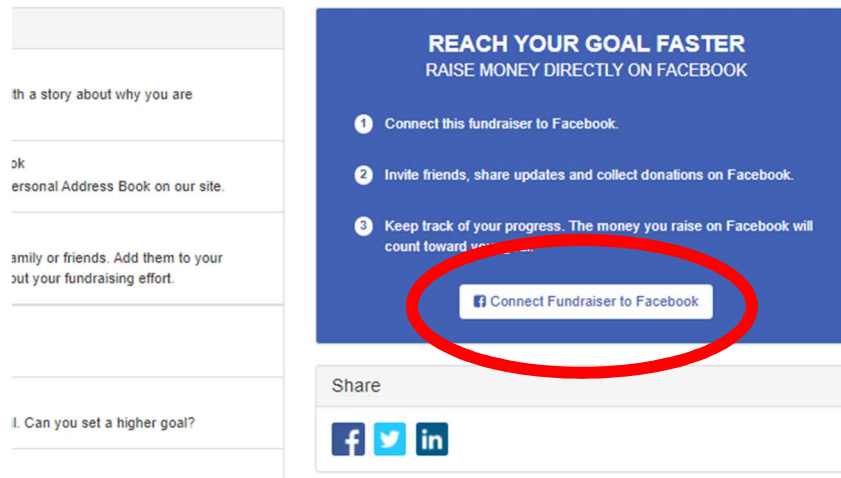


Then, click the 'Fundraising Headquarters' button that appears:



Step 3: Click on the 'Fundraise on Facebook' button on your Fundraising Headquarters home page and follow the prompts to create your Facebook fundraiser.

I create a plan to meet (and exceed) your fundraising goal! ~Gina



A few notes:

- This will create a fundraiser on Facebook using the information from your event fundraising page
- All donations will appear BOTH in Facebook and on your personal fundraising page
- If you are on a team, all donations received through your Facebook fundraiser will also count toward your team's fundraising total.
- If you have any questions, please reach out to us at walk@go2foundation.org for assistance!